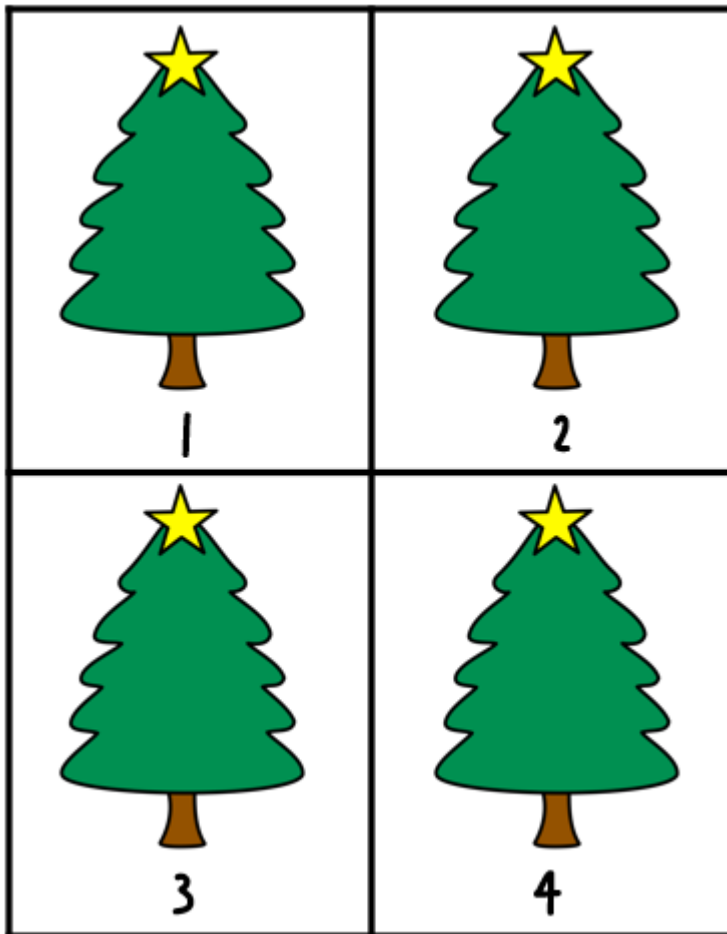


Christmas Tree Counting Cards



Terms of use

All pages of this product are copyrighted.

Purchase of this product entitles you to personal and classroom use.. Duplication for an entire school or additional classrooms is forbidden without permission from the author. Please send colleagues that are interested to my TPT store or my blog supergodnotsupermom.com

You are permitted to share my cover page online or via social media as long as you include a link to my blog or my TPT store.

For more great printables and ideas on faith and family follow me at supergodnotsupermom.com or via Facebook.

Thanks!!

Ghrystal





Directions:

Print and cut apart Christmas Tree cards.



Depending on how you use them you may want to laminate them also.

Ideas for use:

Use pom poms, jewels, stickers, play dough, markers etc. To make the number of ornaments listed on each card.

AND/OR

Hide Christmas Tree cards around the room and have a scavenger hunt. Put them in order as you find each card.





1



2



3



4



5



6



7



8



9



10



11



12



1



2



3



4



5



6



7



8



9



10

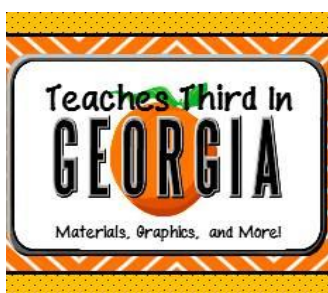


11



12

Fonts and Graphics Used:



<https://www.teacherspayteachers.com/Store/Educlicps>

<https://www.teacherspayteachers.com/Store/Krista-Wallden-Creative-Clips>

<https://www.teacherspayteachers.com/Store/The-3am-Teacher>

<https://www.teacherspayteachers.com/Store/Teachesthirdingorgia>

<https://www.teacherspayteachers.com/Store/Kimberly-Geswein-Fonts>

<https://www.teacherspayteachers.com/Store/Graphics-From-The-Pond>

<https://www.teacherspayteachers.com/Store/The-Joyful-Learner>